



Confidence Petroleum India Limited

RegOffice: B13,PrabhuKrupaSociety,NandaPatkarRoad,VileParle(EAST),Mumbai - 400057
CorporateOffice: 404,SatyamApartments, 8 WardhaRoad,Dhantoli,Nagpur- 440012
Phone: 07304320190 Fax: 07126612083
Email: info@confidencegroup.co Website: www.confidencegroup.co
CIN:L40200MH1994PLC079766

Ref.

Date :

Date: 20/05/2019

To,
The Bombay Stock Exchange,
Department of Corporate Services,
Bombay Stock Exchange Limited,
25th Floor, P.J.Towers,
Dalal Street, Mumbai - 400001

Subject: Outcome of Board Meeting held on 20/05/2019- Approval of Audited Financial Results for the Quarter and Year Ended 31st March, 2019

Dear Sir,

This is to inform the Exchange that the Board of Directors of the Company at their meeting held today i.e. on the 20th May, 2019 has Consider, approved the following:

1. The Audited Standalone and Consolidated Financial Results for the Fourth Quarter and year ended on 31st March, 2019;
Pursuant to Regulation 33(3) (d) of SEBI (LODR) Regulations , 2015 we confirm that the Statutory Auditors have given Audit Reports with unmodified opinion on the Audited Financial Results of the company for the year ended on 31st March, 2019.
2. The Registered office of the Company has been shifted from B-13, Prabhu Kripa Society, Nanda Patkar Road, Vile Parle (E) Mumbai-400057 to **701, Shivai Plaza Premises Chs Ltd, Plot No. 79, Marol Industrial Estate, Nr. Mahalaxmi Hotel, Andheri East, Mumbai-400059.**

The Meeting of the Board started at 2.00 P.M. and Concluded at 7:30P.M.

Kindly take the same on record and facilitate.

For Confidence Petroleum India Limited

Director/Authorized Signatory



CONFIDENCE PETROLEUM INDIA LIMITED
CIN: L40200MH1994PLC079766

Registered office :B=13 PRABHU KRUPA SOCIETY NANDA PATKAR ROAD VILLE PARLE (E) MUMBAI -400057

Statement of Consolidated Audited Financial Results for the Quarter and Year Ended 31 March 2019

Particulars	Quarter ended			Year ended	Year ended
	31.03.19	31.03.18	31.12.18	31.03.2019	31.03.2018
	Audited	Audited	Un Audited	Audited	Audited
I Revenue from operations	28606.27	18470.93	28303.56	100453.00	60674.92
II Other income	231.09	169.44	82.96	467.34	315.78
III Total Revenue (I + II)	28837.36	18640.37	28386.52	100920.34	60990.70
IV Expenses:					
a) consumption of Raw Material	6334.77	5101.25	8464.33	28675.39	16729.76
b) Purchase of stock- in- trade	13108.64	10733.86	13707.53	45983.02	28376.30
c) (Increase)/Decrease in stock in trade and work	211.91	(1591.44)	(214.97)	(560.02)	(693.78)
d) Employee benefits expense	884.38	798.96	859.29	3295.63	2200.15
e) Finance costs	275.77	321.09	273.03	1091.84	1208.96
f) Depreciation and amortization expense	1014.86	610.55	696.16	2979.54	2450.18
g) Other expenses	4682.15	1381.02	1957.46	10413.29	6960.17
Total expenses	26512.48	17355.29	25742.83	91878.69	57231.74
V Profit before exceptional and extraordinary items	2324.88	1285.08	2643.69	9041.66	3758.96
VI Exceptional items - (Expenses) / Income					
VII Profit before extraordinary items and tax (V - VI)	2324.88	1285.08	2643.69	9041.66	3758.96
VIII Extraordinary items					
IX Profit before tax (VII- VIII)	2324.88	1285.08	2643.69	9041.66	3758.96
X Tax expense:					
(1) Current tax	342.94	586.50	696.70	2075.07	908.74
(2) Deferred tax Charges / (Credit)	287.35	57.55	88.67	532.60	193.57
Total Tax Expenses	630.28	644.05	785.37	2607.67	1102.31
Net movement in regulatory deferral account					
XI Profit (Loss) for the period from continuing operations	1694.59	641.02	1858.32	6433.99	2656.64
XII Profit/(loss) from discontinuing operations	0.00	0.00	0.00	0.00	0.00
XIII Tax expense of discontinuing operations	0.00	0.00	0.00	0.00	0.00
XIV Profit/(loss) from Discontinuing operations (after tax)	0.00	0.00	0.00	0.00	0.00
Share of profit (loss) of associates and joint ventures	189.31	34.17	0.00	249.90	24.95
XV Profit (Loss) for the period (XI + XIV)	1883.90	675.19	1858.32	6683.89	2681.59
Other comprehensive income net of taxes	0.00	0.00	0.00	0.00	0.00
Total Comprehensive Income for the period					
Total profit or loss, attributable to :					
-Profit or loss, attributable to owners of parent	1882.19	675.20	1856.61	6683.89	2681.59
-Total profit or loss, attributable to non-controlling interests	1.71	(0.01)	1.71	3.60	3.60
Total Comprehensive income for the period					
- Comprehensive income for the period					
- Total comprehensive income for the period					
Details of equity share capital					
Paid-up equity share capital	2738.35	2588.35	2738.35	2738.35	2588.35
Face value of equity share capital	2738.35	2588.35	2738.35	2738.35	2588.35
Reserves excluding revaluation reserve	36625.06	22709.50	37113.01	36625.06	21678.00
XVI Earnings per equity share:					
(1) Basic	0.69	0.26	0.68	2.44	1.04
(2) Diluted	0.69	0.26	0.68	2.44	1.04
Debt equity ratio	0.00	0.00	0.00	0.00	0.00
Debt service coverage ratio	0.00	0.00	0.00	0.00	0.00
Interest service coverage ratio	0.00	0.00	0.00	0.00	0.00

Place: NAGPUR
Date: 20/05/2019



CONFIDENCE PETROLEUM INDIA LIMITED

CIN: L40200MH1994PLC079766

Registered office :B=13 PRABHU KRUPA SOCIETY NANDA PATKAR ROAD VILLE PARLE (E) MUMBAI -400057

Statement of Standalone Audited Financial Results for the Quarter and Year Ended 31st March 2019

(Figure in Rs. Lacs)

Particulars	Quarter ended			Year ended	
	31.03.2019	31.03.2018	31.12.18	31.03.2019	31.03.2018
	Audited	Audited	Un Audited	Audited	Audited
I Revenue from operations	26013.96	17029.10	23736.85	87334.40	57364.22
II Other income	230.73	54.63	82.18	422.32	196.14
III Total Revenue (I + II)	26244.68	17083.73	23819.02	87756.71	57560.36
IV Expenses:					
a) consumption of Raw Material	5060.12	4215.43	5279.97	20042.18	14683.94
b) Purchase of stock- in- trade	12783.77	10977.41	13109.68	44697.30	28347.79
C) (Increase)/Decrease in stock in trade and w	834.01	(1427.24)	(258.34)	(395.18)	(533.53)
d) Employee benefits expense	658.51	394.63	633.89	2478.99	1607.36
e) Finance costs	180.06	201.44	199.01	830.29	1051.51
f) Depreciation and amortization expense	969.41	533.47	655.23	2815.23	2319.00
g) Other expenses	3743.26	1081.83	1749.73	8850.99	6474.51
Total expenses	24229.13	15976.97	21369.15	79319.79	53950.58
V Profit before exceptional and extraordinary	2015.55	1106.76	2449.87	8436.92	3609.78
VI Exceptional items - (Expenses) / Income					
VII Profit before extraordinary items and tax	2015.55	1106.76	2449.87	8436.92	3609.78
VIII Extraordinary items					
IX Profit before tax (VII- VIII)	2015.55	1106.76	2449.87	8436.92	3609.78
X Tax expense:					
(1) Current tax	320.54	362.84	649.92	2005.53	899.99
(2) Deferred tax Charges / (Credit)	284.12	(38.31)	85.04	525.55	182.96
Total Tax Expenses	604.66	324.53	734.96	2531.08	1082.95
Net movement in regulatory deferral					
XI Profit (Loss) for the period from continuing	1410.88	782.24	1714.91	5905.84	2526.84
XII Profit/(loss) from discontinuing operations	0.00	0.00	0.00	0.00	0.00
XIII Tax expense of discontinuing operations	0.00	0.00	0.00	0.00	0.00
XIV Profit/(loss) from Discontinuing operations (af	0.00	0.00	0.00	0.00	0.00
Share of profit (loss) of associates and joint	0.00	0.00	0.00	0.00	0.00
XV Profit (Loss) for the period (XI + XIV)	1410.88	782.24	1714.91	5905.84	2526.84
Other comprehensive income net of taxes	0.00	0.00	0.00	0.00	0.00
Total Comprehensive Income for the					
Total profit or loss, attributable to :					
-Profit or loss, attributable to owners of	1410.88	782.24	1714.91	5905.84	2526.84
-Total profit or loss, attributable to non-	0.00	0.00	0.00	0.00	0.00
Total Comprehensive income for the					
- Comprehensive income for the period					
- Total comprehensive income for the period					
Details of equity share capital					
Paid-up equity share capital	2738.35	2588.35	2738.35	2738.35	2588.35
Face value of equity share capital	2738.35	2588.35	2738.35	2738.35	2588.35
Reserves excluding revaluation reserve	33028.59	32339.08	31313.68	33028.59	19833.12
XVI Earnings per equity share:					
(1) Basic	0.52	0.30	0.63	2.16	0.98
(2) Diluted	0.52	0.30	0.63	2.16	0.98
Debt equity ratio	0.00	0.00	0.00	0.00	0.00
Debt service coverage ratio	0.00	0.00	0.00	0.00	0.00
Interest service coverage ratio	0.00	0.00	0.00	0.00	0.00

Plac Nagpur
Date: 20/02/2019



CONFIDENCE PETROLEUM INDIA LIMITED

SEGMENTWISE REPORT FOR THE QUARTER ENDED 31ST MARCH, 2019

(Figures Rs. In lacs)

PARTICULARS	CONSOLIDATED			STANDALONE		
	Quarter ended on 31.03.2019	Quarter ended on 31.03.2018	Quarter ended on 31.12.2018	Quarter ended on 31.03.2019	Quarter ended on 31.03.2018	Quarter ended on 31.12.2018
REVENUE						
- Cylinder Division	6,919.75	8,512.00	10,024.21	6,656.27	5,552.00	6,402.70
- LPG Division	21,686.51	9,959.00	18,279.35	19,357.69	11,477.00	17,334.15
	28,606.27	18,471.00	28,303.56	26,013.96	17,029.00	23,736.85
SEGMENT WISE RESULT						
- Cylinder Division	389.47	412.00	609.47	374.31	352.00	393.77
- LPG Division	2,211.18	1,194.00	2,307.24	1,821.29	632.00	2,255.11
	2,600.65	1,606.00	2,916.71	2,195.61	984.00	2,648.88
Finance Cost	275.77	321.00	273.03	180.06	201.00	199.01
Other Unallocable Expenditure net off Unallocable Expenditure						
	2,324.88	1,285.00	2,643.68	2,015.55	783.00	2,449.87
CAPITAL EMPLOYED (Segment Asset - Segment Liability)						
- Cylinder Division	8,032.00	6,824.00	7,730.00	4,325.00	3,524.00	4,128.00
- LPG Division	47,163.81	30,573.00	33,693.75	44,496.39	24,542.00	33,246.52
	55,195.81	37,397.00	41,423.75	48,821.39	28,066.00	37,374.52

[Handwritten Signature]



Consolidated Statement of Assets and Liabilities as at 31st March, 2019
As on 31st March, 2019

(Figures Rs in Lacs)

Particulars	AS AT 31.03.2019	AS AT 31.03.2018
Non-current assets		
Property, plant and equipment	35,567.69	24,306.56
Capital work-in-progress	1,963.56	2,338.90
Investments in subsidiaries, associates and joint ventures	1,468.45	1,280.43
Financial assets		
Loans	2,340.35	2,810.62
Other non-current assets	569.80	418.95
Sub-total - Non-Current Assets	41,909.85	31,155.46
Current assets		
Inventories	7,676.30	6,140.08
Financial assets		
Investments	1,462.97	
Trade receivables	6,434.03	6,217.83
Cash and cash equivalents	(234.85)	97.71
Bank balances other than Cash and Cash equivalents above	1,759.31	1,686.87
Other financial assets	2,798.50	2,148.87
Other current assets	184.88	150.28
Sub-total - Current Assets	20,081.14	16,441.65
TOTAL - ASSETS	61,991.00	47,597.11
EQUITY AND LIABILITIES		
Equity		
Equity Share capital	2,738.35	2,588.35
Other equity	36,456.65	22,710.39
Sub-total - Shareholders' funds	39,195.00	25,298.74
Non Controlling Interest	2,117.27	1,939.12
Sub-total - Equity funds	41,312.28	27,237.86
LIABILITIES		
Non-current liabilities		
Financial liabilities		
Other financial liabilities	3,700.76	3,082.01
Deferred Tax Liability (Net)	8,512.72	5,944.77
	1,670.06	1,133.21
Sub-total - Non-current liabilities	13,883.54	10,159.99
Current liabilities		
Financial liabilities		
Borrowings	3,770.50	5,029.06
Trade payables	2,167.81	2,852.83
Other financial liabilities	183.44	42.84
Other current liabilities	446.42	1,254.45
Provisions	227.01	1,020.08
Current tax liabilities (net)		
Sub-total - Current liabilities	6,795.18	10,199.26
TOTAL - EQUITY AND LIABILITIES	61,991.00	47,597.11

JKM



CONFIDENCE PETROLEUM INDIA LIMITED
STATEMENT OF ASSETS & LIABILITIES
As on 31st March, 2019

(Figures Rs in Lacs)

Particulars	AS AT 31.03.2019	AS AT 31.03.2018
Non-current assets		
Property, plant and equipment	28,508.95	18,706.02
Capital work-in-progress	1,872.82	2,208.16
Investments in subsidiaries, associates and joint ventures	3,171.35	2,486.10
Financial assets		
Loans	2,263.66	1,819.98
Other financial assets		
Other non-current assets	569.80	418.95
Sub-total - Non-Current Assets	36,386.58	25,639.21
Current assets		
Inventories	5,555.61	5,141.00
Financial assets		
Investments	1,462.97	-
Trade receivables	6,365.61	5,022.97
Cash and cash equivalents	(266.71)	67.28
Bank balances other than Cash and Cash equivalents above	1,448.59	1,426.73
Other financial assets	2,556.20	1,653.04
Other current assets	73.17	35.02
Assets classified as held for sale		
Sub-total - Current Assets	17,195.44	13,346.04
TOTAL - ASSETS	53,582.02	38,985.25
EQUITY AND LIABILITIES		
Equity		
Equity Share capital	2,738.35	2,588.35
Other equity	34,078.59	20,883.11
Sub-total - Shareholders' funds	36,816.94	23,471.46
LIABILITIES		
Non-current liabilities		
Financial liabilities	2,932.31	934.01
Other financial liabilities	7,458.01	5,584.03
Income tax liabilities (net)	1,614.14	1,088.59
Other non-current liabilities		
Sub-total - Non-current liabilities	12,004.45	7,606.63
Current liabilities		
Financial liabilities	2,960.61	4,247.34
Trade payables	1,141.19	2,313.10
Other financial liabilities	183.44	27.72
Other current liabilities	331.72	417.00
Provisions	143.66	901.99
Current tax liabilities (net)		
Sub-total - Current liabilities	4,760.63	7,907.16
TOTAL - EQUITY AND LIABILITIES	53,582.02	38,985.25

[Handwritten Signature]



Notes:

1. The Board of Directors in its meeting held on May 20th 2019 approved the above results. The statutory auditors of the company have carried out the Limited Review of the results and submitted their report.
2. The Consolidated Result does not include results of companies where Confidence Petroleum India Ltd is holding a stake of 20% or less.
3. The Company has performed well in LPG division, particularly in Auto LPG Segment the decline in LPG prices compared to previous quarter lowered growth in top line however bottom line has improved because of better margins and higher volumes As on 31/03/2019 the company is now having 196 Auto LPG Stations/Pumps across India
4. The company has performed well in LPG Cylinder manufacturing segment, owing to Orders in hand from PSU Oil Majors..
5. In terms of amended clause 13 of the listing agreement, the status of investor complaints for the quarter/ year ended on March 31st, 2019 is '0'.
6. The figures of previous year/quarter have been regrouped or reclassified wherever necessary.
7. **Notes to Segment Information for the quarter ended 31st March, 2019.**
 1. As per Accounting Standard 108 on Segment Reporting (AS 108), the Company has reported "Segment Information", as described below:
 - a) The **Cylinder Division** includes production and marketing operations of LPG /CNG cylinders.
 - b) The **LPG Division** includes LPG marketing and bottling business & Others.

Place: Nagpur
Date: 20/05/2019

For Confidence Petroleum India Limited



Director



Auditor's Report on Quarterly Consolidated Financial Results and Year to Date Consolidated Financial Results of The Confidence Petroleum India Limited Pursuant to the Regulation 33 of the SEBI (Listing Obligations and Disclosure Requirements) Regulations, 2015

To
**Board of Directors of
CONFIDENCE PETROLEUM INDIA LIMITED**

We have audited the accompanying statement of Consolidated Financial Results of **M/s. Confidence Petroleum India Limited** (The Company) for the quarter and Year ended **31st March, 2019**, attached herewith, being submitted by the company pursuant to the requirement of Regulation 33 of the SEBI (Listing Obligations and Disclosure Requirements) Regulations, 2015. The statement, which is the responsibility of companies management and approved by the board of directors, have been prepared on the basis of the related financial statement which is in accordance with Accounting Standard prescribed, under Section 133 of the Companies Act, 2013 read as applicable and accounting principles generally accepted in India. Our responsibility is to express an opinion on the statement.

We conducted our audit in accordance with the auditing standards generally accepted in India. Those standards require that we plan and perform the audit to obtain reasonable assurance about whether the financial results are free of material misstatement(s). An audit includes examining, on a test basis, evidence supporting the amounts disclosed as financial results. An audit also includes assessing the accounting principles used and significant estimates made by management.

We believe that our audit evidence that we have obtained is sufficient and appropriate to provide a basis for our opinion.

We did not audit the financial statements of seventeen subsidiaries having turnover of Rs 130.18 Crore and net profit after tax of Rs 7.78 crore included in consolidated year to date results and Consolidated the same on the basis of audited financial statements as on 31st March, 2019.

In our opinion and to the best of our information and according to the explanations given to us Consolidated financial statements is

- a) presented in accordance with the requirements of Regulation 33 of the SEBI (Listing Obligations and Disclosure Requirements) Regulations, 2015 in this regard; and
- b) give a true and fair view in conformity with aforesaid accounting standard and other accounting principle generally accepted in India of the net profit and other financial information of Subsidiary company for year ended 31st March, 2019


**For Akhil Rathi & Co
Chartered Accountants**

**Akhil Rathi
Proprietor
M. No. 154788
FRN : 136954W**



**For Ganesh Adukia & Associates
Chartered Accountants**

**Ganesh Adukia
Proprietor
M. No. 169737
FRN : 142238W**



**Date : 20/05/2019
Place : Nagpur**

Auditor's Report on Quarterly Standalone Financial Results and Year to Date Standalone Financial Results of The Confidence Petroleum India Limited Pursuant to the Regulation 33 of the SEBI (Listing Obligations and Disclosure Requirements) Regulations, 2015

To
**Board of Directors of
CONFIDENCE PETROLEUM INDIA LIMITED**

We have audited the accompanying statement of Standalone Financial Results of **M/s. Confidence Petroleum India Limited** (The Company) for the quarter and Year ended 31st March, 2019, attached herewith, being submitted by the company pursuant to the requirement of Regulation 33 of the SEBI (Listing Obligations and Disclosure Requirements) Regulations, 2015. Attention is drawn to the fact that the figures for the last quarter ended 31 "March, 2019 and the corresponding quarter ended in the previous year as reported in these standalone annual financial results are the balancing figures between audited figures in respect of the full financial year and the published year to date figures up to the end of the third quarter of the relevant financial year. Also, the figures up to the end of the third quarter had only been reviewed and not subjected to audit.


These standalone annual financial results' have been prepared on the basis of the annual financial statements and reviewed quarterly financial results which are the responsibility of the Company's Management. Our responsibility is to express an opinion on these standalone annual financial results based on our audit of the annual financial statements which have been prepared in accordance with the recognition and measurement principles laid down in the Companies (Indian Accounting Standards) Rules, 2015 as per Section 133 of the Companies Act, 2013 and other (accounting principles generally accepted in India and in compliance with Regulation 33 of the Listing Regulations.


We conducted our audit in accordance with the auditing standards generally accepted in India. Those standards require that we plan and perform the audit to obtain reasonable assurance about whether the standalone annual financial results are free of material misstatement(s). An audit includes examining, on a test basis, evidence supporting the amounts disclosed as financial results. An audit also includes assessing the accounting principles used and significant estimates made by Management. We believe that our audit provides a reasonable basis for our opinion.

In our opinion and to the best of our information and according to the explanations given to us Standalone financial statements is

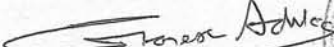
- presented in accordance with the requirements of Regulation 33 of the SEBI (Listing Obligations and Disclosure Requirements) Regulations, 2015 in this regard; and
- give a true and fair view of the net profit and other comprehensive income and other financial information for year ended 31st March, 2019

For Akhil Rathi & Co
Chartered Accountants


Akhil Rathi
Proprietor
M. No. 154788
FRN : 136954W



For Ganesh Adukia & Associates
Chartered Accountants


Ganesh Adukia
Proprietor
M. No. 169737
FRN : 142238W



Date : 20/05/2019
Place : Nagpur